

7 Series

Material Handler

DX270WMH-7

Maximum Power: 141 kW / 189 hp (SAE J1995)

Operating weight: 28.3 t

Max. working reach: 12.41 m

Cab elevating height: 2.6 m



DEVELON

DEVELON

Continuous Evolution for the Better.

We trace our roots back to 1937 as one of Korea's first large-scale machine plants. Since then, we have consistently delivered earthmoving equipment to build critical infrastructure for the betterment of communities, societies, and the wider world.

**We are
Develon.**

Develon is a bold name that reflects our core ambition to continue developing onwards and to make a positive mark on our world. Moving forward, we will continue providing innovative products and solutions that advance the world we live in today.



Develon DX270WMH-7: Purpose-Built for Material Handling Excellence

Engineered from the ground up for material handling, the DX270WMH-7 introduces a wider and longer undercarriage for unmatched stability and increased safety and reliability in heavy-duty applications like scrap, solid waste, recyclables, and other bulk material handling applications. Thanks to a powerful combination of performance, efficiency, durability, and one of the most comfortable operator experiences on the market, this machine helps maximize productivity and keeps operations running smoothly every day.

Power

- Straight and gooseneck arm
- Wheel undercarriage
- Selectable power modes
- Front and rear stabilizers

Safety

- Hydraulic elevating cab
- Emergency Stop Switch
- Overload warning system
- Virtual Wall System
- Emergency cab descent

Reliability

- Purpose-built frame
- Specific profile of boom and arm
- Side protection as an option

Comfort

- Best-in-class operator environment
- Automotive-style heated and air-conditioned cab
- Cab suspension (CabSus mount)
- Heated and cooled seat as an option

Maintenance

- Easy component access
- Self-diagnostics
- My Develon



With high horsepower, strong hydraulic forces, and robust arm capabilities, our material handler ensures quick, precise movement of large volumes of material, boosting efficiency and performance on the job. The longer reach allows easy access to high stacks or distant materials without the need for repositioning.

Lifting Capacity

Lift more with each cycle and complete the job faster. Develon material handlers are designed to maximize lifting capability. Selection of front configurations allows you to pick the perfect specification for your jobsite, and you can lift and set material down with total confidence.

Straight or Gooseneck Arm

Our customers can select between a Straight and a Gooseneck Arm. The former enables various tools to be installed and controlled, while the Gooseneck Arm gives enhanced access to containers, trucks, and railcars.

Smooth Swing

High swing torque ensures productivity of the material handler with swing speed optimized for handling operations.

One-Touch Power Boost

A convenient button on the right-hand joystick provides momentary increased hydraulic power for use on difficult loads that can slow other machines down.

Wheel Undercarriage

For jobsites requiring more mobility and maneuverability, the wheel undercarriage on the DX270WMH-7 makes every corner of your jobsite more accessible. An ergonomic steering wheel makes it simple and intuitive to control machine movement.

Joystick Steering

The DX270WMH-7 can be equipped with optional joystick steering, reducing effort and enhancing precision while driving.

Front and Rear Stabilizers

The stabilizers are wider than those on our other excavators, expanding the machine's footprint and providing enhanced support. This design maximizes lift capacity and boosts productivity.

Selectable Power Modes

Selectable power modes give you more control over your material handler's performance. Manage the balance of fuel consumption and machine power to your preference and customize performance to the task.

- **Power+:** Delivers the fastest work group speeds to save more time when loading trucks, railcars, and containers.
- **Power:** Provides excellent power and superior performance for heavy lifting. It also provides quick truck loading and fast travel speed to save time.
- **Standard:** Optimizes your fuel consumption and delivers high performance for lifting.
- **Economy:** Reduces fuel consumption for low-demand applications and slows down machine movement, handy for tight-fitting areas that require extra precision.



Designed for Performance



Designed for Performance

Variable Pressure Turbocharger
Ensures optimal airflow to the engine, keeping exhaust cleaner and improving fuel efficiency under all speeds and loads.

SPC3 (3rd Generation Smart Power Control)
Enhances fuel efficiency by reducing engine speed and adjusting pump torque automatically based on work conditions.

Cleaner Power
The DX270WMH-7 features the latest Develon engine, delivering low emissions and meeting Stage V compliance standards. Exhaust gases are purified using SCR technology, a Diesel Oxidation Catalyst (DOC), and a Diesel Particulate Filter (DPF).

Auto Shutdown*
Operators can set idle time from 3 to 60 minutes before the material handler shuts down, saving fuel and boosting efficiency.

Auto Idle*
If inactive for four seconds, the engine idles to reduce noise, improve jobsite communication, and save fuel. It resumes when controls are moved.



Focus on Safety

Enhance your safety and confidence with limited swing speed for smoother, more controlled operation, plus extendable stabilizers for secure load placement—even in tight or high-risk environments.

Hydraulic Elevating Cab

The cab elevates up to 2.6 meters—one of the best in its class—providing operators with a clear view for safer, more precise control. Hidden centralized greasing lines offer added protection.

Emergency Stop Switch

Provides an instant shutdown option for quick response in critical situations, helping prevent accidents and protect operators.

Overload Warning System

Monitors load capacity in real time, alerting operators to potential overloads to prevent tipping and ensure safe operation.

Virtual Wall System

Lets operators set movement limits for the boom and arm, preventing accidental contact with ceilings or walls—ideal for confined workspaces.

Emergency Cab Descent

Allows safe cab lowering during power loss, with controls inside and outside the cab to ensure quick evacuation if needed.

AVM camera

The optional 360° all-around view camera enhances awareness of machine surroundings. It can be integrated with ultrasonic detection for maximum safety when working near people.

Engineered for Reliability

Strength and reliability in every detail thanks to reinforced components, advanced filtration, and innovative technology for maximum performance without compromise.

Strengthened Boom and Arm

Develon machines undergo rigorous testing to optimize load distribution, minimizing component fatigue and maximizing durability. Thicker materials, reinforced bars, and a lift-optimized profile enhance reliability and longevity.

Advanced Filtration

- Fuel filters & water separator: Captures moisture and impurities, ensuring cleaner fuel and reducing system failures.
- Cyclonic air pre-cleaner: Prevents heavy debris from entering the air intake, extending engine life. Self-cleaning and maintenance-free, it expels mud, snow, rain, and other contaminants.

Advanced Pin & Bushing Technology

Highly lubricated metal extends boom pivot lifespan and lengthens greasing intervals. EM (Enhanced Macrosurface) bushings optimise greasing and debris removal, while ultra-hard wear-resistant discs and polymer shims improve durability.

Reversible Fan

A standard reversible cooling fan is adjustable from the Smart Touch display to assist in keeping the cooling system clean in extremely dusty applications. Auto reverse setting runs the fan for a few minutes at a time at different intervals.

Heavy-Duty Axles

The front axle offers wide oscillation and steering angles. The transmission is mounted on the rear axle for better protection and ground clearance.

Undercarriage Durability

A rigid, welded frame enhances strength, with efficient hydraulic line routing and rear differential protection. Heavy-duty axles and an oscillating axle lock improve performance for digging and lifting tasks.

Enhanced Cooling System

A modified cooling system with a reversible fan for dust removal helps prevent overheating to reduce downtime and maintenance costs.



All-Day Comfort

From great visibility to a deluxe, adjustable seat, Develon cabs are easy to enter and exit, and include a long list of standard features to bring superior comfort to any job.

Elevating Cab

Newly designed elevating mechanism brings additional 10 cm of height, totaling at 2.6 m, while significantly increasing the speed of raising.

Ultimate Cab Comfort

The spacious FOPS/ROPS cab features heating, air conditioning, and five airflow modes. A reclining, adjustable seat with lumbar support and a heated option boosts comfort. The pressurised cab keeps air cleaner.

Visibility

Large windows, slim pillars, and an overhead window improve visibility. A rear-view camera enhances awareness, while sunshades reduce glare.

Personalised Seat

The air suspension seat has multiple adjustments for a custom fit. The seat and controls move with the suspension for smoother operation.

Quiet Operation

Sound insulation and compartmentalized components reduce noise inside and outside the cab. The seat and frame absorb vibrations for added comfort.

Lighting Options

Optional LED lights—four in front, two in back—improve visibility before sunrise and after sunset.

Easy-to-Read LCD Panel

A user-friendly LCD shows key machine data, warnings, and rear-view camera feed. It switches to night mode in low light.

Automotive-Style Heat & A/C

High-capacity vents and automatic climate control keep the cab comfortable. A memory function restores previous settings.

Simple Controls

Ergonomic joystick levers and foot pedals ensure smooth, precise handling.

Standard Rear-View Camera

A rear-view camera improves awareness. An optional side camera provides a full view, with both visible on the LCD panel.

Other Cab Features

- More space for legs and feet
- 180-degree swing door, wide entry/exit
- Grab handles and punched steps
- Standard radio with optional MP3/CD input
- 12V power port, adjustable side windows

Superior Ergonomics

The ergonomic controls, the easy-to-view color monitor, and Develon Smart Touch place the machine firmly in your hands.

Comfortable Driving, Powerful Performance

Best-In-Class Operator Environment

The DX270WMH-7 is designed to provide you with the best possible working conditions. The sophisticated, state-of-the-art ROPS cab is pressurized and ISO-certified for your safety. A high-quality heated seat (and even seat cooling available as an option) with air suspension provides maximum operator comfort. Make the most of the spacious and comfortable cab by tilting the redesigned, adjustable steering wheel column forward when not in use.

Unrivaed Comfort

Comfortably seated, you benefit from a clear all-round view of the worksite and have easy access to several storage compartments. Noise and vibration levels are remarkably low, while air conditioning and automatic climate control allow you to keep working for hours on end without feeling tired. Pedals, joysticks and armrests have all been designed for operator comfort and efficiency.

Develon Smart Touch

The wide 8" Develon Smart Touch screen provides easy scrolling though the different menus, including power settings and auxiliary hydraulics settings. It also allows you to connect a Bluetooth device or listen to your favorite radio station.



1. Parallel wiper
2. 360-degree, around-view (AVM) camera (optional)
3. Develon Smart Touch
4. Proportional switch
5. Joystick 1-touch function button
6. Breaker/Booster button
7. Redesigned pedals
8. Flat, spacious, easy-to-clean floor
9. Joysticks and switches integrated into adjustable control consoles
10. Heated and cooled (optional) seat
11. Improved visibility to the bottom right
12. Separate seat height adjustment lever and cushion tilting function
13. Fully adjustable steering column



1. Develon Smart Key
2. Engine speed control dial
3. Travel speed selector switch
4. Fine Swing button
5. Boom LIS button
6. Light button
7. Cab lamp button
8. Overload warning device button
9. Auto hold button
10. Joystick steering button
11. Work light button
12. Mirror heater button (not for EU)
13. Travel alarm button



Maintain Peak Productivity With Minimal Effort

Develon simplifies material handler care with on-board diagnostic systems, easy component access, and a standard fleet management system.

Easy Component Access

Access panels are easy to find and open from the top, bottom, and sides of the material handler. A large engine bonnet provides plenty of room to reach the top of the engine, while a hinged belly pan allows access from the bottom. Solid steel side panels provide access to regular daily maintenance items, which makes for quick, easy service and a lower cost of operation.

Auxiliary Mode Switch

An auxiliary mode switch allows you to finish a task in progress or move your material handler to a more convenient location for service, if needed.

Centralized Arm and Boom Grease Points

Daily maintenance is critical – and it's simple with the centralized grease banks on the arm and base of the boom.

Develon Monitoring System With Dealer Laptop Access

The Develon monitoring system is a diagnostic program that gives your dealer's technician a direct communications link with your material handler. During operation, it monitors all critical data and provides a complete history of operation and a real-time log of machine failures. Armed with information like this, your dealer service personnel can fix issues fast – and you can get back to work.

03:09 PM		
Expendables Management		
Fuel Filter	0 / 500 h	>
Air Cleaner	0 / 2000 h	>
Engine Oil Filter	0 / 500 h	>
Return Filter	0 / 10000 h	>
Pilot Filter	0 / 2000 h	>

Self-Diagnostics

The LCD monitor helps you monitor critical systems in real time. Plus, you can access historical machine alerts right from the screen in the cab.

Oil and Filter Life

Easily review the hours since the last maintenance for oils and filters. Ten hours before service is due, the machine will remind you when oils and filters need replacing, which helps ensure regular maintenance scheduling.

Manage a Variety of Materials and Tasks

For the best possible performance, Develon material handlers offer a variety of features that make operation easy, intuitive and productive.



Virtual wall system allows safe operation inside buildings



Optional side protectors



Optional ultrasonic sensors

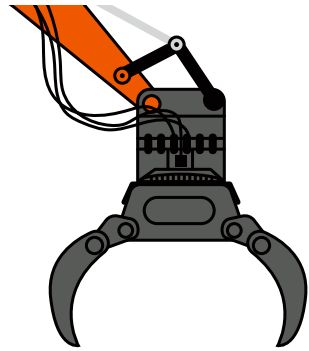


Purpose designed undercarriage with wide outriggers for enhanced stability

Attachments

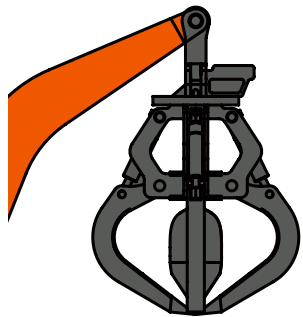
The Develon grapple attachment is designed to handle challenging scrap and recycling tasks to help you move more material quickly. Built to Develon machine specifications, it matches your material handler's load ratings and hydraulics for the best possible performance.

Sorting grapple



- Unlimited 360-degree rotation: allows the operator to rotate the grapple for perfect alignment or placement.
- Tines are made from high strength, abrasion-resistant steel for lasting performance.
- All hydraulic parts are protected.
- Tine tips are replaceable.
- Adjustable closing force to protect structure and cylinders.

Orange peel grapple



- Unlimited 360-degree rotation: allows the operator to rotate the grapple for perfect alignment or placement.
- Independent hydraulic lines on the excavator provide the ability to independently control the rotation and open/close functions.
- Long-life design: hydraulics are fully protected (enclosed) and Hardox makes it durable.
- Easy maintenance bolt-on blades

My Develon > Management on the Jobsite
> Work efficiency management > Preventive
management > Proactive service

Monitor Your Equipment From Anywhere

To compete and succeed, your equipment must maximize jobsite productivity and profitability. Develon machines do both. To ensure a high return on investment, we include more premium features as standard on every model—features that other manufacturers often offer only as costly upgrades. By making them standard, Develon gives you a competitive edge, helping operators work more efficiently and enhancing safety during long days in the field.

> **Telematics Terminal**

The terminal device is installed and connected to a machine to capture machine data.

> **Telecommunication**

Develon offers dual-mode communication (mobile and satellite) for maximum coverage.

> **My Develon**

Stay informed with My Develon — the digital platform that consolidates all equipment information and digital services in one place for quick and easy access.



Operation Hours	Total operating hours and hours by mode
Fuel Efficiency*	Fuel levels and consumption
Reports and location	Operation report and utilization, GPS, and geofencing
Warnings and alerts	Detect machine warnings, antenna disconnections, and geo/time fence breaches
Filter & Oil Management	Preventive maintenance through scheduled part replacements

**Functions may not be applied to all models. Please contact your sales representative for more information on this feature.*

DEVELON

Technical Specifications

DX270WMH-7



Engine

Designed to deliver superior performance and fuel efficiency, the Develon DLo6V diesel engine complies fully with the latest Stage V emission regulations. To optimize machine performance, the engine uses high-pressure fuel injectors, air-to-air intercooler, and electronic engine controls. 4-Cycle Water-Cooled, Wastegate Turbocharged, Diesel Oxidation Catalyst (DOC), Selective Catalytic Reduction (SCR), and Diesel Particulate Filter (DPF).

Model	Develon DLo6V
Number of cylinders	6
Rated power at 1900 rpm	141 kW / 189 hp (SAE J1995) 128.5 kW / 172 hp (SAE J1349)
Maximum torque at 1400 rpm	82 kgf-m
Displacement	5 890 cm ³
Bore and stroke	100 mm x 125 mm
Starter	24 V/6 kW
Batteries – Alternator	2× 12 V, 150 Ah – 24 V, 100 A
Idle (low – high)	800 – 2 000 rpm
Air filter	Double-element air cleaner and pre-filtered Cyclone Turbo dust separator

Undercarriage

Extremely robust construction throughout – made of high-quality durable materials with all-welded structures designed to limit stresses. Chassis frame specifically designed for material handling with maximum width and length when outriggers are deployed, enhancing lateral lifting stability. Heat-treated connecting pins. Heavy-duty front axle with automatic or operator-controlled (on/off/ auto) front axle oscillation lock.

Tire dimensions	10-20 20 PR
Overall width (standard axle/ wide axle)	2 740 mm
Wheelbase	2 850 mm
Tread width (standard axle/ wide axle)	2 114 mm
Oscillation angle	-8

Brakes

Dual multi-disc circuit with sintered metal discs for extended service life. Braking system activated by a pump and accumulator circuits. Automatic brakes as standard, released when transmission pedal pressed. Spring-applied hydraulically released parking brake mounted on the transmission shaft.

Accumulators	0.75 l – 3 MPa
--------------	----------------

Hydraulic System

The e-EPOS (Electronic Power Optimizing System) is the brain of the material handler – minimizing fuel consumption and optimizing the efficiency of the hydraulic system for all working conditions. To harmonize operation of the engine and the hydraulics, the e-EPOS is connected to the engine’s electronic control unit (ECU) via a data transfer link.

Maximum system pressure (Work)	35 MPa
Maximum system pressure (Travel)	37 MPa

Pumps	Type	Max. flow at 2 000 rpm	Relief valve pressure
Main	2× parallel bent-axis axial pistons	2× 236 l/min	35 MPa
Pilot	Gear	27.4 l/min	4 MPa
Steering	Gear	69 l/min	18 MPa
Brake	Gear	22.4 l/min	15.7 MPa

Hydraulic Cylinders

High-strength steel piston rods and cylinder bodies. Shock-absorbing mechanism fitted in all cylinders for shock-free operation and extended piston life.

Cylinders	Quantity	Bore x rod diameter x stroke (mm)
Boom	2	130 × 90 × 1 210
Arm	2	120 × 95 × 1 290
Attachment	1	110 × 75 × 1 030
Stabilizers	4	130 × 80 × 391

Fluid Capacities

Fuel tank	351 l
Cooling system	29.9 l
AdBlue (DEF) tank	31.5 l
Hydraulic oil tank	192 l
Engine oil	27 l
Swing device	5 l

Cab

The air-conditioning and heating systems are integrated for optimal climate control. An automatically controlled fan supplies the pressurized and filtered cab air, which is distributed throughout the cab through multiple vents. The heated air suspension, adjustable operator’s seat includes a seat belt. The operator can adjust the ergonomic seat and joystick console separately according to his preferences.

A-weighted emission sound pressure level at the operator’s position, LpAd (ISO 6396:2008)	Declared: 71 dB (A) Measured: 68 dB (A)
A-weighted sound power level, LwAd (2000/14/EC)	Declared: 104 dB (A) Measured: 103 dB (A)

Swing Mechanism

The swing mechanism uses an axial piston motor, driving a 2-stage oil-immersed planetary reduction gear for maximum torque.

- Swing bearing: single-row, shear type ball bearing with induction-hardened internal gear
- Internal gear and pinion immersed in lubricant
- Increased swing torque reduces swing time
- The swing brake for parking is activated by spring and released hydraulically

Maximum swing speed	8.2 rpm
Maximum swing torque	6 810 kgf.m

Component Weights

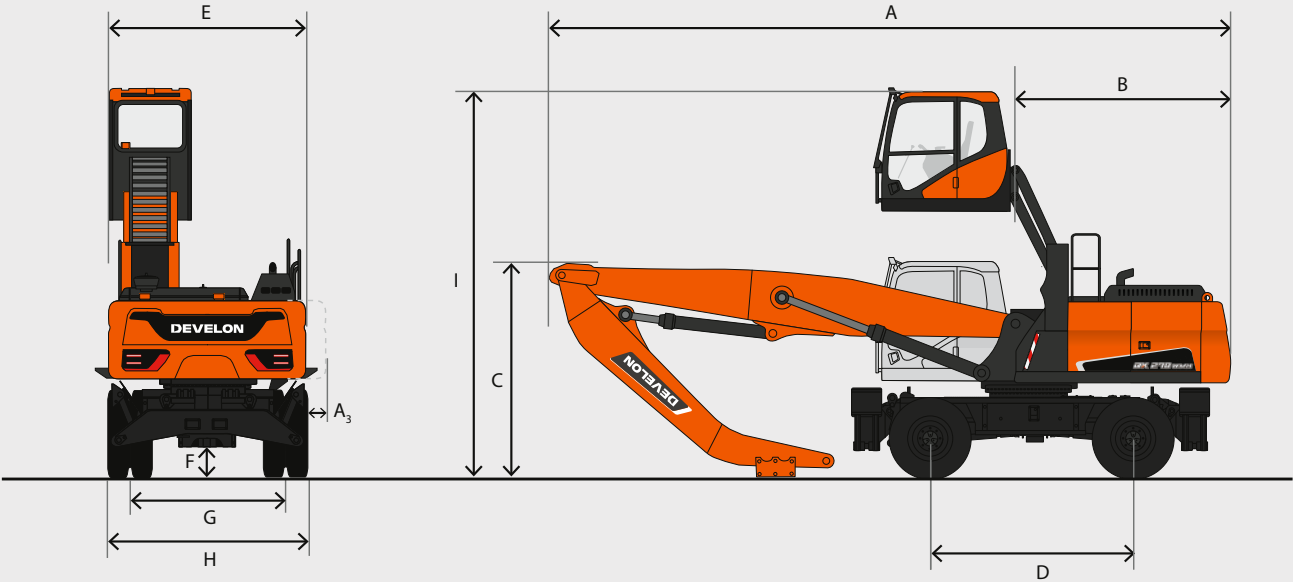
Item	Unit	Gooseneck arm	Straight arm	Remarks
Upper structure without front	kg	13 190		With counterweight
Undercarriage	kg	8 340		Air filled tires
Counter Weight	kg	4 800 / 5 200	4 800	
Boom (With Bushing)	kg	1 500 / 1 585	1 500	6.6 m / 7.1 m
Arm (With Bushing)	kg	1 055 / 1 120	916	5.0 m / 5.4 m / 4.5 m
Boom Cylinder (ea)	kg	213		2×
Arm Cylinder	kg	145		2×
Bucket Cylinder	kg	–	128	1×
Outrigger	kg	1 242		
Outrigger Cylinder (ea)	kg	113		

Drive

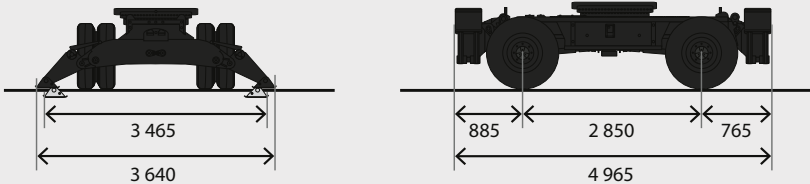
The wheels are driven by a bent-axis axial piston engine via a 2-speed powershift transmission. In addition to the 2-speed powershift transmission, there is also a switch for creep speed. There is a button for switching from high to low in work mode. Two travel speed ranges offer a choice between increased torque or high speed.

Travel speed (creep / low / high)	4 / 9 / 19 km/h
Maximum traction force	12 t
Minimum turning radius	7.85 m

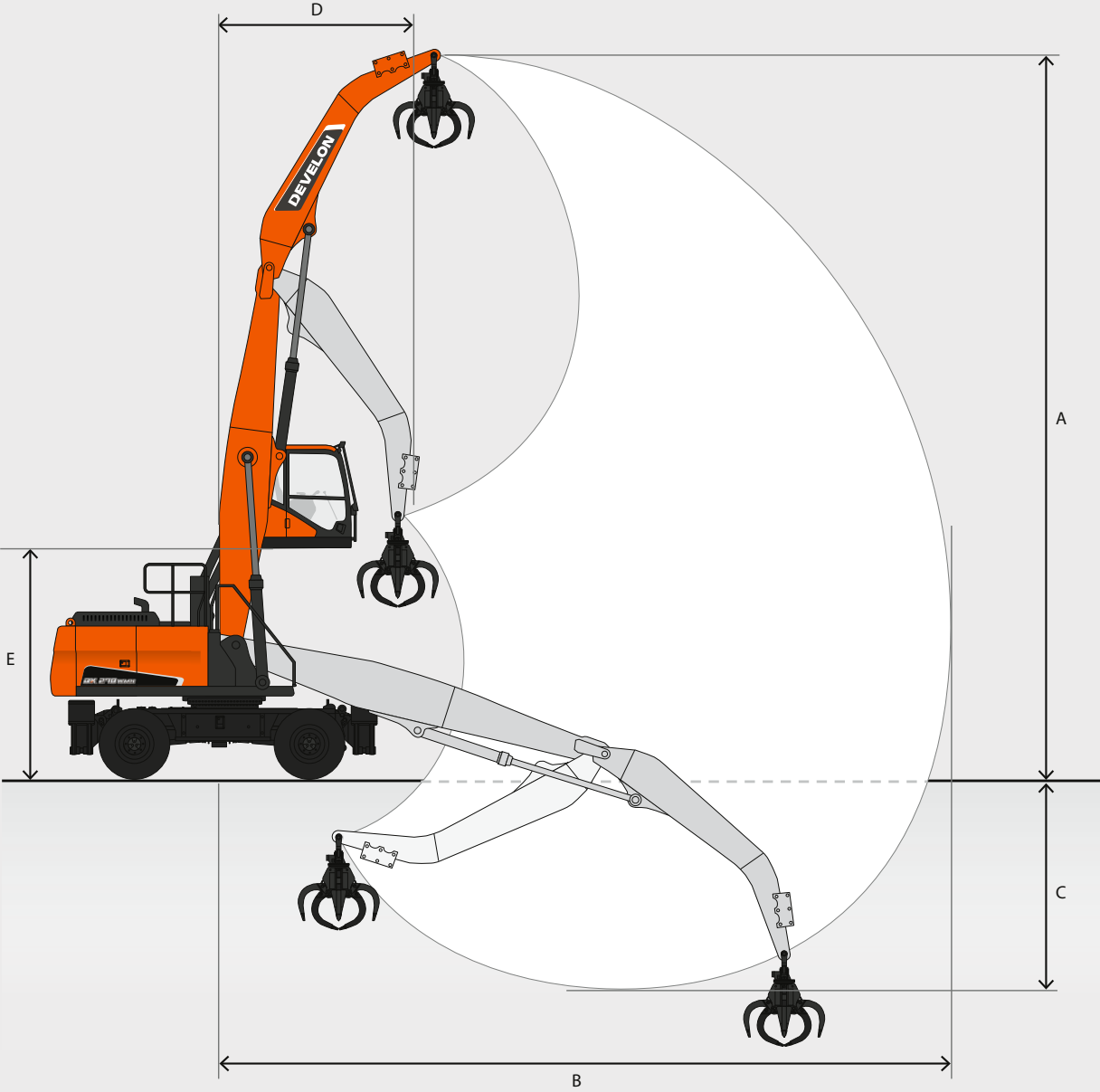
Dimensions



	Unit	Straight arm	Gooseneck arm	Long gooseneck arm
Boom length	mm	6 600	6 600	7 100
Arm length	mm	4 500	5 000	5 400
A Shipping length	mm	9 676	9 716	10 167
B Tail swing radius	mm	2 855	2 855	2 855
C Shipping height (boom+ hoses)	mm	3 210	2 895	3 295
D Wheelbase	mm	2 850	2 850	2 850
E Upper housing width	mm	2 495	2 495	2 495
F Ground clearance	mm	335	335	335
G Tread width	mm	2 114	2 114	2 114
H Shipping width	mm	2 740	2 740	2 740
I Height over cab	mm	5 853	5 853	5 853



Working Range

















	Unit	Straight arm	Gooseneck arm	Long gooseneck arm
Boom length	mm	6 600	6 600	7 100
Arm length	mm	4 500	5 000	5 400
A Max. bucket pin height	mm	12 775	12 955	13 830
B Max. working reach	mm	11 155	11 525	12 410
C Max. working depth	mm	4 270	4 830	5 355
E Elevating height	mm	2 603	2 603	2 603

Lifting Capacities

Boom 6.6 m • Straight arm 4.5 m • Counterweight 4.8 t • W/O bucket

Unit: 1 000 kg

A	3 m		4.5 m		6 m		7.5 m		9 m		10.5 m		Max. reach		
B															A















Stabilizers down

12 m			7.60*	7.60*									7.24*	7.24*	4.58
10.5 m			8.36*	8.36*	7.38*	7.38*							5.22*	5.22*	7.05
9 m					6.95*	6.95*	6.35*	6.35*					4.47*	4.47*	8.59
7.5 m					6.98*	6.98*	6.27*	6.27*	5.72*	5.01			4.09*	4.09*	9.64
6 m			8.68*	8.68*	7.36*	7.36*	6.43*	6.43*	5.73*	4.99			3.89*	3.89	10.38
4.5 m	12.40*	12.40*	10.01*	10.01*	8.01*	8.01*	6.74*	6.55	5.84*	4.91	5.04*	3.82	3.81*	3.6	10.85
3 m			11.61*	11.61*	8.73*	8.73*	7.08*	6.33	5.95*	4.8	5.00*	3.77	3.81*	3.45	11.10
1.5 m			12.63*	12.63*	9.24*	8.52	7.29*	6.11	5.97*	4.68	4.85*	3.72	3.90*	3.41	11.15
0 m			10.12*	10.12*	9.23*	8.22	7.22*	5.94	5.78*	4.58	4.47*	3.69	3.79*	3.47	10.98
-1.5 m	5.08*	5.08*	10.13*	10.13*	8.60*	8.06	6.73*	5.84	5.26*	4.53	3.54*	3.54*	3.30*	3.30*	10.60
-3 m			9.17*	9.17*	7.30*	7.30*	5.70*	5.70*	4.18*	4.18*			3.28*	3.28*	9.68

Stabilizers up

12 m			7.60*	7.60*									7.24*	7.24*	4.58
10.5 m			8.36*	8.36*	7.38*	5.53							5.22*	4.1	7.05
9 m					6.95*	5.69	5.33	3.89					4.14	2.97	8.59
7.5 m					6.98*	5.67	5.36	3.92	3.92	2.81			3.42	2.42	9.64
6 m			8.68*	8.67	7.36*	5.5	5.27	3.84	3.9	2.8			3.01	2.1	10.38
4.5 m	12.40*	12.40*	10.01*	8.11	7.24	5.22	5.11	3.68	3.82	2.73	2.95	2.06	2.77	1.92	10.85
3 m			10.59	7.33	6.84	4.85	4.9	3.48	3.71	2.62	2.91	2.02	2.65	1.82	11.10
1.5 m			9.79	6.62	6.46	4.49	4.69	3.29	3.6	2.51	2.86	1.97	2.61	1.79	11.15
0 m			9.33	6.2	6.18	4.24	4.53	3.14	3.51	2.43	2.83	1.94	2.66	1.83	10.98
-1.5 m	5.08*	5.08*	9.17	6.06	6.04	4.11	4.44	3.05	3.46	2.38	2.84	1.95	2.81	1.93	10.60
-3 m			9.17*	6.09	6.02	4.09	4.43	3.04	3.48	2.4			3.18	2.2	9.68

Boom 6.6 m • Gooseneck arm 5.0 m • Counterweight 4.8 t • W/O bucket

A	3 m		4.5 m		6 m		7.5 m		9 m		10.5 m		Max. reach		
B															A

Stabilizers down








12 m			7.23*	7.23*									5.21*	5.21*	5.44
10.5 m					6.90*	6.90*	4.60*	4.60*					4.17*	4.17*	7.63
9 m					6.54*	6.54*	6.07*	6.07*	3.96*	3.96*			3.71*	3.71*	9.07
7.5 m					6.58*	6.58*	6.04*	6.04*	5.58*	5.18			3.48*	3.48*	10.07
6 m					6.97*	6.97*	6.23*	6.23*	5.63*	5.14	4.53*	3.99	3.37*	3.37*	10.77
4.5 m			9.29*	9.29*	7.67*	7.67*	6.58*	6.58*	5.78*	5.04	5.12*	3.95	3.35*	3.35*	11.23
3 m	16.55*	16.55*	11.05*	11.05*	8.50*	8.50*	6.99*	6.48	5.96*	4.92	5.13*	3.89	3.39*	3.39	11.48
1.5 m	5.81*	5.81*	12.48*	12.48*	9.18*	8.72	7.31*	6.26	6.06*	4.79	5.07*	3.82	3.51*	3.34	11.52
0 m	4.99*	4.99*	12.82*	12.82*	9.42*	8.39	7.39*	6.07	5.99*	4.68	4.84*	3.77	3.71*	3.39	11.36
-1.5 m	5.90*	5.90*	11.24*	11.24*	9.04*	8.2	7.08*	5.95	5.63*	4.62	4.29*	3.75	3.68*	3.54	10.99
-3 m	7.05*	7.05*	10.31*	10.31*	8.01*	8.01*	6.28*	5.9	4.83*	4.6			3.19*	3.19*	10.38
-4.5 m					6.24*	6.24*	4.82*	4.82*					4.00*	4.00*	8.34

Stabilizers up

12 m			7.23*	7.23*									5.21*	5.21*	5.44
10.5 m					6.90*	5.79	4.60*	3.96					4.17*	3.83	7.63
9 m					6.54*	5.88	5.53	4.09	3.96*	2.94			3.71*	2.89	9.07
7.5 m					6.58*	5.85	5.53	4.08	4.09	2.99			3.34	2.4	10.07
6 m					6.97*	5.69	5.43	3.99	4.05	2.95	3.12	2.23	2.97	2.11	10.77
4.5 m			9.29*	8.4	7.43	5.41	5.26	3.83	3.96	2.86	3.09	2.2	2.75	1.94	11.23
3 m	16.55*	14.21	10.95	7.67	7.04	5.05	5.05	3.64	3.84	2.75	3.03	2.14	2.63	1.84	11.48
1.5 m	5.81*	5.81*	10.13	6.94	6.65	4.69	4.84	3.43	3.72	2.63	2.96	2.08	2.58	1.8	11.52
0 m	4.99*	4.99*	9.59	6.45	6.35	4.41	4.66	3.26	3.62	2.53	2.91	2.03	2.61	1.82	11.36
-1.5 m	5.90*	5.90*	9.35	6.24	6.17	4.24	4.54	3.16	3.55	2.47	2.89	2.01	2.73	1.9	10.99
-3 m	7.05*	7.05*	9.31	6.21	6.11	4.19	4.5	3.12	3.54	2.46			2.96	2.07	10.38
-4.5 m					6.16	4.23	4.54	3.15					3.95	2.75	8.34

Boom 7.1 m • Gooseneck arm 5.04 m • Counterweight 5.2 t • W/O bucket

Unit: 1 000 kg

A	3 m		4.5 m		6 m		7.5 m		9 m		10.5 m		12 m		Max. reach		
B																	A

Stabilizers down

13.5 m																5.93*	5.93*	4.20
12 m					6.41*	6.41*										4.21*	4.21*	7.15
10.5 m					6.30*	6.30*	5.82*	5.82*								3.61*	3.61*	8.93
9 m					6.12*	6.12*	5.64*	5.64*	5.26*	5.26*						3.31*	3.31*	10.17
7.5 m					6.26*	6.26*	5.70*	5.70*	5.24*	5.24*	4.84*	4.17				3.14*	3.14*	11.08
6 m					6.72*	6.72*	5.95*	5.95*	5.35*	5.33	4.85*	4.14				3.06*	3.06*	11.72
4.5 m			9.13*	9.13*	7.45*	7.45*	6.34*	6.34*	5.54*	5.2	4.91*	4.08	3.67*	3.28		3.05*	3.05*	12.14
3 m	16.53*	16.53*	10.88*	10.88*	8.28*	8.28*	6.77*	6.65	5.75*	5.05	4.98*	3.99	4.26*	3.24		3.09*	3.09*	12.37
1.5 m	4.37*	4.37*	12.24*	12.24*	8.96*	8.89	7.11*	6.39	5.90*	4.89	4.99*	3.9	4.13*	3.2		3.18*	3.05	12.40
0 m	4.07*	4.07*	10.25*	10.25*	9.21*	8.52	7.22*	6.17	5.89*	4.76	4.87*	3.83	3.84*	3.17		3.35*	3.08	12.26
-1.5 m	4.96*	4.96*	8.94*	8.94*	8.90*	8.3	6.99*	6.02	5.64*	4.67	4.53*	3.78				3.30*	3.2	11.92
-3 m	6.01*	6.01*	9.28*	9.28*	8.01*	8.01*	6.36*	5.95	5.05*	4.63	3.84*	3.77				2.89*	2.89*	11.36
-4.5 m			8.07*	8.07*	6.54*	6.54*	5.22*	5.22*	3.99*	3.99*						3.12*	3.12*	9.96

Stabilizers up

13.5 m																5.93*	5.93*	4.20
12 m					6.41*	5.98										4.21*	4.21*	7.15
10.5 m					6.30*	6.18	5.77	4.28								3.61*	3.1	8.93
9 m					6.12*	6.12*	5.64*	4.34	4.29	3.16						3.31*	2.47	10.17
7.5 m					6.26*	6.14	5.70*	4.29	4.28	3.15	3.28	2.36				2.96	2.11	11.08
6 m					6.72*	5.93	5.64	4.16	4.21	3.08	3.25	2.34				2.67	1.88	11.72
4.5 m			9.13*	8.7	7.45*	5.6	5.43	3.97	4.09	2.96	3.19	2.28	2.54	1.78		2.49	1.73	12.14
3 m	16.53*	14.49	10.88*	7.87	7.23	5.19	5.19	3.74	3.94	2.83	3.11	2.2	2.51	1.74		2.38	1.65	12.37
1.5 m	4.37*	4.37*	10.3	7.04	6.78	4.78	4.94	3.5	3.8	2.68	3.02	2.12	2.47	1.7		2.34	1.61	12.40
0 m	4.07*	4.07*	9.7	6.5	6.44	4.45	4.73	3.31	3.67	2.56	2.95	2.05	2.44	1.68		2.37	1.63	12.26
-1.5 m	4.96*	4.96*	8.94*	6.26	6.23	4.26	4.59	3.17	3.58	2.48	2.9	2				2.46	1.69	11.92
-3 m	6.01*	6.01*	9.28*	6.21	6.15	4.19	4.53	3.11	3.54	2.44	2.9	2				2.63	1.82	11.36
-4.5 m			8.07*	6.29	6.18	4.21	4.54	3.13	3.57	2.47						3.12*	2.18	9.96

Standard & Optional Equipment

Engine

Develon DL06V, Stage V compliant, SCR, DOC and DPF post-treatment, water-cooled diesel engine with Wastegate Turbocharger and air-to-air intercooler	■
Auto Idle function	■
Auto Shutdown	■
No EGR	■

Hydraulic

Boom and arm flow regeneration	■
Fine Swing mode, on or off from cab	■
Swing anti-rebound valves	■
One-touch power boost function	■
Smart Power Control (SPC3)	■
Cylinder cushioning & contamination seals	■
Hydraulic piping flow for rotating or tilting tool (joystick control)	■
2 pumps travel	■
Hydraulic piping for quick coupler	●
Joystick steering	●

Undercarriage

Specific heavy duty chasis frame	■
Front axle oscillation lock modes (On/Off/Auto)	■
Piston rod protection of stabilizer cylinders	■
Lockable toolbox (left side)	■
Rear and front chain tightening eyes	■
Wide axle 2740 mm	■
4 independent stabilizers with cylinder protection	■
Lockable toolbox (right side)	■
Double tires 10.00-20-16PR	■
Solid tire 10.00-20	●

Cab and Interior

Pressurized, sound-insulated and CabSus-mounted cab	■
Fully adjustable air suspension seat with heater	■
Air conditioning with climate control	■
Pull-up type front window sun roller blind and removable	■
Sliding left window	■
Intermittent upper and lower windshield parallel wiper	■
Rain visor	■
Rear window defroster switch	■
Adjustable PPC wrist control levers for arm boom bucket and swing	■
Joysticks and pedals provide proportional control of auxiliary hydraulic lines	■
Adjustable, tiltable steering column	■
Pedal for auxiliary control 1 & 2 ways	■
Jog shuttle switch	■
Develon Smart Touch – 8" touch screen, all-in-one	■
Attachment management system	■
Engine speed (RPM) control dial	■
Automatic travel speed	■
4 operating modes & 4 working modes	■
Electric horn	■
Cigarette lighter	■
Ceiling light	■
Cup holder	■
Multiple storage compartments (e.g. document holder under seat)	■
Storage area (tools, etc.)	■
Heating and cooling box	■
Flat, spacious, easy-to-clean floor	■
Keyless start (Develon Smart Key) & remote door lock/ unlock	■
Anti-theft protection	■
12 V spare power socket	■

Serial communication port for laptop PC interface	■
Remote radio ON/OFF switch	■
Loudspeakers and connections for radio	■
Radio + MP3 (stereo) with Bluetooth streaming and hands-free call system	■
Alarm for travel & swing	■
360° all-around view camera (AVM)	●
360° all-around view camera (AVM) + ultrasonic detection	●
Fully adjustable air suspension seat (heating & cooling)	●

Safety

Rollover Protection Structure (ROPS)	■
Boom and arm cylinder safety valves	■
Overload warning device	■
Large guard rails on upper structure and steps	■
Rotating beacon	■
Rear and side-view camera	■
Punched metal anti-slip plates	■
Hydraulic safety lock lever	■
Emergency escape hammer	■
Lockable fuel cap and covers	■
Battery cut-off switch	■
Engine restart prevention system	■
Emergency engine stop switch and hydraulic pump control switch	■
Parking brake	■
LED work lights with 4 additional lamps (2 in the front, 2 in the rear of the cab)	■
Front window upper and lower guards	■
Right and left rear-view mirrors	■
FOGS cab – top and front cab guards (ISO 10262)	●

Other

6 600 mm boom – 4 500 mm straight arm – 4 800 kg counterweight	■
'Develon Connect' Telematics system	■
Auto shut-off fuel filler pump	■
Double element air cleaner and pre-filtered Turbo dust separator	■
Fuel pre-filter with water separator sensor	■
Dust screen for radiator/oil cooler	■
Self-diagnostic function	■
Hydrostatic drive with 2-speed power shift transmission	■
Alternator (24 V, 80 A) – Battery (2 x 12 V, 150 Ah)	■
Reversing fan with auto mode	■
Grouped greasing points	■
Virtuall wall system	■
6 600 mm boom – 5 000 mm gooseneck arm	●
7 100 mm boom – 5 400 mm gooseneck arm	●
5 200 kg counterweight	●
Side protection	●

Develon Warranty

Your key to equipment protection and peace of mind

Unlock unparalleled protection for your heavy construction equipment with Develon. Our robust warranties and premium protection plans ensure your investment is safeguarded and add lasting value.

Tailored Warranty Plans

Choose from a range of affordable protection plans, designed exclusively for Develon customers through our authorized dealers. These plans turn your machine's price into a strategic investment, not just an expense.

Develon Premium: Premium protection

Opt for Develon Premium to experience unmatched security, reliability, and overall value. This top-tier plan shields your equipment from unexpected costs and minimizes downtime, letting you focus on what matters – getting the job done*.

Act Now!

Contact our authorized Develon Dealers today and fortify your equipment investment. With a seamless process and lasting benefits, Develon ensures your heavy construction equipment remains in peak condition.

**Choose Develon Extended Warranty:
Play it safe and protect your
investment.**

*Offer may vary based on model.

Powered by **Innovation**

DEVELON

Space for dealer's stamp

DX270WMH-7



HD Hyundai Infracore Europe s.r.o.
IBC – Pobrežni 620/3,
18600 Praha 8 – Karlín, Czechia

©2025 HD Hyundai Infracore. All rights reserved.

D4600894 (04/2025)

Certain specifications are based on engineering calculations and are not actual measurements. Specifications are provided for comparison purposes only and are subject to change without notice. Specifications for your individual Develon equipment will vary based on normal variations in design, manufacturing, operating conditions, and other factors. Pictures of Develon units may show equipment other than standard equipment.